

Graduate School Student Funding (GSSF) Web Application Manual

OVERVIEW

The GSSF Web Application is the building tool for the Graduate School's Funding Report. The Funding Report is a comprehensive report of all payments made to graduate students, using the data provided by departments in the web application, and is used to report to the Dean of the Graduate School, the Provost, other management centers at Duke, and to individual departments about the status of Graduate Student funding at Duke. **The Graduate School relies heavily on the accuracy of the information departments provide in the web application each year.** Because of this, the Graduate School will ask departments to take the time to review and update the funding report data in the web application several times during the academic year; including but not limited to Fall Variance in October, Spring Variance in January, and Year End Close in June.

The Web App was designed to improve communication between departments and the Grad School financial aid office regarding student funding and SISS awards (replacing paper allocation sheets and stipend spreadsheets). Developments continue to be made to improve the usability of the system for both the departments and the Graduate School. This document was created to list the improvements and new functions that have been made with instructions on how departments are expected to use the system and work with the Graduate School.

Note: The GSSF Web Application is a system in development. New features will continue to be added over the coming year. Please read the following instructions and pay attention to any new notices that come out during the year about upgrades and changes.

What's New

- **2009-2010 Budget**
We have added a new section in the Web App entitled 2009-2010 Budget. The budget data listed here has been locked and no changes should be made to the budget. Departments submit student budgets between October and November of each year.
- **2009-2010 Web Application**
In order to separate the funding data, year to year, we have chosen to create an entirely new web application environment for each year of funding. 2009-2010 will be referred to as the *2009-10 Web Application*. Instructions on how to "toggle" back and forth between years are provided in this manual. The 2009-2010 Budget was copied over to the 2009-2010 web application in order to reduce the amount of data entry required by departments. Departments are asked to update their budgets in the [2009-2010 Web Application](#) as soon as the actual funding information becomes available.
- **Rejected Records Email**
Any record that is rejected by the Graduate School will initiate an email to the web application editor(s) of the department. Notes or comments will be added to the database to explain the purpose of the rejection. The student will also have a "rejected" status beside of their record indicating that a change should be made before the record is resubmitted to the Graduate School for Approval.
- **Reason Date Stamp**
A date stamp has been added to the summary pages of each student record to indicate when a record was last moved between Open, Approval Pending and Approved.

What's Ahead

- ♦ Throughout the year minor changes will be made to improve the usability of the web app.

Need Help?

All inquiries and requests related to student funding and the web application should be sent via email to gssfadmin@duke.edu. All staff in the financial aid office will receive this email therefore ensuring that someone will respond to your inquiry in a timely manner. This also ensures that we have a written record of your request. If necessary a member of the financial aid office will contact you via telephone following the receipt of your email.

GETTING STARTED

Logging In

1. To access this tool enter the following link in your web browser (i.e., Internet Explorer)
<https://www.dukeonline.duke.edu/gssf/>
2. A NETID login page will appear. Enter your Duke NETID and password.

Logging Out

You can choose to click "logout" next to your NETID

Requesting Access

If you are a new user and do not have access to the Graduate School Student Funding Application please send an email to gssfadmin@duke.edu with the following information:

1. NetID
2. Name
3. Position (include department)
4. Email Address

NOTE: If you are a user who has transferred departments or is not able to view students in another department other than your primary please use the above mentioned email address to notify the graduate school of your change in departments or need for viewing rights in a secondary department. In the email please identify your previous department or the reason why you need access to a secondary department.

Rights to view or edit more than one department or program

Some of you may have rights to view or edit student funding information for more than one department or program. If you have rights to view or edit more than one department or program, your beginning screen will be for your default department. To switch to your alternate department go to the upper right hand corner of the screen and click on "change". A drop down with your departments will appear. Select the department you wish to view, or click cancel to remain on your current department view.

Rights to view or edit student funding data for a student funded by but not enrolled in your department or program

From time to time, your department may provide funding to a graduate student not actually enrolled in your department / program. If you need to have view / edit rights for a student enrolled in another department or program but whom your department funds, contact the GSOBF. A "secondary" program identifier can be added to the student's profile so that the

student's funding information can be viewed by both the "home" department / program and the "funding" department / program.

Initial Screen & Workflow

After login, your initial screen will appear similar to below. The upper right corner indicates your NETID and the department that you are currently viewing.

Graduate School Student Funding

Logged in as: [hess0011](#) (logout)

Viewing: [G-HUM](#) (change) for [2009-2010](#) (change)

Home Find Student → search advanced

Open (0) Approval Pending (0) Approved (9) Search Reports

<input type="checkbox"/>	Name ↓	Duke Unique ID	Matric Term	Plan	Reason
<input type="checkbox"/>	John, Smith	047.***	2008 Fall Term	G-HUM-AM	Approved (03-26-2009)

Click "change" to view department selection or Fiscal Year selections

Tabs

Several tabs, Open, Approval Pending and Approved, appear at the top of the initial screen. These will list students in various stages of completion. The quantity of students on each tab is listed in parentheses after the name of the tab. eg. "Open (69)" would indicate that there are 69 students in the Open tab. Once in a tab, student records may be sorted by clicking on headers such as Name, Matric Term or Plan. Click once to sort ascending, click the header a second time to sort descending.

Open: A list of your students who require an action. At the beginning of an academic year students requiring action will be placed in Open tab for departments to edit and add funding information. After funding information is added or edited, you must submit the record to the graduate school for review and approval. Users may leave students in open for any length of time before submitting to the Graduate School for Approval. After a student is submitted to the Graduate School for Approval, a student record can return to Open for several reasons. 1) The record was rejected by the Graduate School and corrections need to be made before the record is re-submitted for approval. Remember to read the notes and comments to review why a record was rejected. 2) Either you or the Graduate School may place a record in Open, directly from the Approval Pending or Approved tab in order to make edits to a student record.

Approval Pending: A list of students whose records you have edited and submitted to the Graduate School for approval. While records are in this status you will not be able to edit them, but you can move them out of Approval Pending and back to Open. Please note that Graduate School Approval may take longer at the beginning of the year due to the number of approval requests being submitted.

Approved: A list of all student records reviewed and approved by the Graduate School. If you need to make a change to a student record after it has been approved, you will need to send the record back to Open and make your edits there before re-submitting to the Graduate School for approval.

Making Changes: If a record has been sent back to Open for changes and re-submitted to the Graduate School for Approval, the Graduate School has the ability to review all changes that were made by each user. This functionality allows the Graduate School to keep track of changes that affect SISS funding.

Student Records

All student records in the Open, Approval Pending, or Approved tabs have been entered by the Graduate School Office of Budgets and Finance (GSOBF) at the beginning of the fiscal year using academic records provided by the registrar.

- ♦ Student records listed are Active or on Leave Of Absence as of a fixed date in time.
- ♦ Department users have “rights” to either edit student line items or only view student line items. Editing and Viewing rights must be requested by the department and approved by GSOBF.
- ♦ Student names cannot be added to or deleted from the web application database by departmental users. If you find that a student is missing from your view, email GSSFAdmin@duke.edu to have the student added to the database or have “view / edit” rights for this student added to your user profile (see below). Similarly, if you know that a student is not currently active and will not be matriculating or returning to the Graduate School, please email GSSFAdmin@duke.edu to have the student’s name removed.
- ♦ A student’s Biographical and Academic Career information (located in the grey section) cannot be edited by departmental users. If information needs to be changes regarding a student’s career or biographical information please email GSSFAdmin@duke.edu.

Web Application Workflow - Recap

- ♦ **Open Tab** - Web Application opens at the “Open” tab
- ♦ **Editing** - Departments edit student records and submit to the Graduate School for Approval.
- ♦ **Approval Pending** - The student record sits in Approval Pending until the Graduate School reviews the record. Department cannot edit in this location, but can move the record back to Open if changes need to be made. Record will either be “Approved” or “Rejected”.
- ♦ **Rejected** -the student record will go back to open with the reason status of “rejected”. Departments should see this as an indication to read the notes and comments and determine what problem needs to be corrected.
- ♦ **Approved** - Graduate School has reviewed the funding and “uploaded” changes into the funding report database.

If the Graduate School determines that a student’s funding needs to be edited, they will move the student’s record back into the Open tab. If the department wants to make changes to a student’s funding, they can also move the student’s name from the Approved tab to the Open tab. **All editing by the department must be done in the Open tab.**

EDITING A STUDENT RECORD

Click on a student's name and the following screen will appear. There are three distinctive sections to a student's record. The first section, in grey, lists the bio/demographical data entered by the Graduate School. The second section is a summary section which lists the Total tuition, health insurance, fees, and stipend amounts entered. This also lists the most recent notes and comments made. The third section is where the data entry occurs and is known as the line item detail. Below that is a button that will display the month by payroll detail for quick comparison to the line item detail.

Graduate School Student Funding

Logged in as: **ppatel** (logout)

Viewing: **G-BCH** (change) for **2006-2007** (change)

Fund Codes Find Student → search advanced

Open (69)
Approval Pending (0)
Approved (0)
Search
Reports

Previous [Return to Open](#) [Next](#)

Actions → Submit to Grad School

Biographical and Academic Career Information located in the grey section cannot be edited

Name	Allison, Jessica Kristin	Duke Unique ID	[REDACTED]	Birth Date	09/09/1981
Matric Term	2004 Fall Term	Program	G-BCH	Acad Plan	G-BCH-PHD
Gender	F	Original Acad Plan	G-BCH-PHD		

Total Tuition	\$28,080.00	Total Health Ins	\$1,489.00	Total Fees	\$7,592.00	Total Stipend	\$26,000.00
---------------	-------------	------------------	------------	------------	------------	---------------	-------------

Notes: LOA Fall & Spring, No Stipend

Grad School Notes

This section summarizes information from the Line Items, Notes and Comments Tabs below.

most recent comment:
Student will not be able to meet graduation requirements so I have included Fall tuition and fees.

Student is eligible for Graduate School payment of health insurance

Line Items
Notes
Comments
Payroll

Actions	Fund Code	FALL		SPRING		SUMMER	Health Ins	Stipend	Total
		Tuition	Fees	Tuition	Fees	Fees			
Edit Delete	1688120	\$0.00	\$0.00	\$0.00	\$0.00	\$0.00	\$1,489.00	\$0.00	\$1,489.00
Edit Delete	3981510	\$0.00	\$0.00	\$0.00	\$0.00	\$0.00	\$0.00	\$4,000.00	\$4,000.00
Edit Delete	3982833	\$0.00	S \$2,562.00	\$0.00	S \$2,562.00	S \$2,468.00	\$0.00	\$22,000.00	\$29,592.00
Edit Delete	1681499	S \$14,040.00	\$0.00	S \$14,040.00	\$0.00	\$0.00	\$0.00	\$0.00	\$28,080.00
Add →	<input type="text"/>	<input type="text" value="0.00"/>	<input type="text" value="0.00"/>	<input type="text" value="0.00"/>	<input type="text" value="0.00"/>	<input type="text" value="0.00"/>	<input type="text" value="0.00"/>	<input type="text" value="0.00"/>	<input type="text" value="0.00"/> <input type="button" value="Save"/>
Note →	<input type="text"/>								
Totals		\$14,040.00	\$2,562.00	\$14,040.00	\$2,562.00	\$2,468.00	\$1,489.00	\$26,000.00	

ENTERING DATA OVERVIEW

The Graduate School will load bio/demographical data for all students at the beginning of the year. Graduate School Fellowships for all Ph.D. students and tuition data for Ph.D. students in years 1 - 3 will also be pre-loaded. Please review the pre-loaded tuition information carefully and correct any errors that may exist. Graduate School Fellowship line items will be locked and can only be edited by the Graduate School. If a student in your department has a Graduate School fellowship award (or an external award that the Graduate School manages) and the award information is not pre-loaded, please DO NOT enter the award; instead, report this information in the space on the Comment tab (e.g., "Latin Amer Studies award - info not pre-loaded by admin"). Departments are responsible for entering the projected amounts for tuition, fees and stipend for all Ph.D. students receiving funding. Masters student funding need only be entered if the department is making a tuition or fee award through SISS. However, departments can enter all Masters funding info, i.e. SISS and Payroll, if they prefer. **All payment information can and should be updated during the year when funding changes or student status changes.**

A. Line Items - Entering Student funding

1. **Fund Code** - Enter the fund code or payment source. In the event that a student will be paid on a research grant but you do not know that code, please just enter RG. (Do not enter Res. Grant or Research Grant) For other sources that don't flow through the university's accounting system, you may need to enter a brief text description (eg. French Govt or Price Foundation). There should only be one line item for each fund code. An error message will occur if a duplicate fund code is entered. When making changes to a fund code, it is ok to delete and re-enter the entire line item if necessary.
2. **Tuition and Fees** - Enter the amount of Tuition and Fees for each term. If your department or program has a training grant and you are unsure what the "cost of education" amount funds, please consult your budget allocation letter. Check the box for "SISS funded" for each of the tuition or fee payments that need to be paid directly to the student's Bursar account through SISS.
3. **Tuition Remission** - Enter the amount of tuition remission for each term using the tuition and fee boxes. Remember to check the box for "SISS funded" for each term of tuition remission to indicate that it will be paid directly to the student's Bursar account through SISS. See the most recent [tuition and fee schedule](#) updated by the Graduate School for per term required tuition remission.
4. **Health Insurance** - It is assumed that payments listed under the "Health Insurance" column will be posted directly to the student's Bursar's account through SISS. For PHD students who are eligible for the Graduate School's payment of the Duke health insurance premium (i.e., PHD students in years 1 through 6 who enroll in the Duke student health insurance plan, and all PHD Research Assistants), **DO NOT ENTER** the health insurance line item or amount. The Graduate School will add these line items (with the correct fund code and amount). Health insurance payments that the department is making from departmental or external resources (e.g., graduate awards budgets or discretionary or endowment codes) for PHD students should be entered IN THE CORRECT AMOUNT on the appropriate line item (corresponding to the fund code from which the payment should be made).

5. **Stipend** - Enter the amount of Stipend to be paid on that fund code during the fiscal year. The fiscal year runs July 1 through June 30. The fund code for a student record may need to be entered into two years of the web application, if the payroll payments overlap fiscal years. Remember to enter the accurate payment amounts that actually take place within the fiscal year web application you are working in.
6. **Line Item Notes** - Add any relevant notes to the line item such as "Sept-Nov". Notes should be short and will display on the Student Funding Report. Notes are limited to 25 characters.
7. **Save** - Be sure to click "save" after finishing with each row of the line item, or the data you entered will be lost when you log out.
8. **Repeat/Edit/Delete** - Either enter another line item beginning at step 1, change a current line item by selecting "edit", or delete it by selecting "delete"

The following screen shows a view of "entered" student funding data:

Graduate School Managed Awards (cannot be edited by departments) will have a lock icon under the Actions column

After each line item is saved, SISS funded awards will appear green with an "S"

Line item added successfully										
Actions	Fund Code	FALL		SPRING		SUMMER		Health Ins	Stipend	Total
		Tuition	Fees	Tuition	Fees	Fees				
Edit Delete	1686120	\$0.00	\$0.00	\$0.00	\$0.00	\$0.00	\$0.00	\$1,489.00	\$0.00	\$1,489.00
Edit Delete	3981510	\$0.00	\$0.00	\$0.00	\$0.00	\$0.00	\$0.00	\$0.00	\$4,000.00	\$4,000.00
Edit Delete	3982833	\$0.00	S \$2,562.00	\$0.00	S \$2,562.00	S \$2,468.00	\$0.00	\$0.00	\$22,000.00	\$29,592.00
Edit Delete	1681499	S \$14,040.00	\$0.00	S \$14,040.00	\$0.00	\$0.00	\$0.00	\$0.00	\$0.00	\$28,080.00
Add →	<input type="text"/>	<input type="text"/>	<input type="text"/>	<input type="text"/>	<input type="text"/>	<input type="text"/>	<input type="text"/>	<input type="text"/>	<input type="text"/>	<input type="text"/>
		<input type="checkbox"/> SISS Funded	<input type="checkbox"/> SISS Funded	<input type="checkbox"/> SISS Funded	<input type="checkbox"/> SISS Funded	<input type="checkbox"/> SISS Funded	<input type="checkbox"/> SISS Funded			<input type="button" value="Save"/>
Note →	<input type="text"/>									
Totals		\$14,040.00	\$2,562.00	\$14,040.00	\$2,562.00	\$2,468.00	\$1,489.00	\$26,000.00		
Payroll Data										

B. Notes - Documenting Important Funding Details

1. Select the tab for Notes next to the tab for Line Items

Total Tuition	\$28,080.00	Total Health Ins	\$1,489.00	Total Fees	\$7,592.00	Total Stipend	\$26,000.00
----------------------	-------------	-------------------------	------------	-------------------	------------	----------------------	-------------

Notes LOA Fall & Spring, No Stipend

Grad School Notes

Student is eligible for Graduate School payment of health insurance

Line Items | **Notes** | Comments | Payroll **Click on Notes Tab**

Departmental Notes **Grad School Notes**

Add → LOA Fall **Select Note from drop down menu**

Mon Apr 16 16:40:49 EDT 2007 by Pankaj Patel: [Delete](#) LOA Fall & Spring

Mon Apr 16 16:41:01 EDT 2007 by Pankaj Patel: [Delete](#) No Stipend

2. The drop down field will allow you to select specific notes or add your own. The notes options are:

- LOA Fall
- LOA Spring
- LOA Fall & Spring
- Not in Res Fall
- Not in Res Spring
- Not in Res Fall & Spring
- Self-Funded
- No Stipend
- Other - *Selecting this choice will provide an additional text field where you can write in a customized note.*

Line Items | **Notes** | Comments | Payroll

Departmental Notes **Grad School Notes**

Add → Other

3. After you select a note, you should click the button "Save". Once the note saves, it will appear in a log below the drop-down. The most current note will appear in the summary section of the student's record. ALL notes will appear in the "Student Funding Report". Because of this we ask that you keep all notes very short as to

protect the integrity and size of the "Student Funding Report". The "other" note should be something brief and is not to be confused with the "comments" tab (described below) that allows you to write notes of explanation to the Graduate School to clarify unusual situations. The "other" note is limited in size to 25 characters, when you exceed this number the Web Applications will ask politely to use the "comments" tab to type in you description.

4. To delete any note, you may select "Delete" next to that item in the log.
5. Please repeat this process to select and save all notes that are applicable for the student. e.g., you may have a student who is "Not in Res Fall & Spring" who also receives "No Stipend".

C. Comments - more detailed notes to explain a funding issue or to ask questions.

All questions and longer explanations of a funding issue should be entered into the comments section. Comments are your opportunity to explain a student's funding situation in more detail. The comments section will become a discussion log from both the Department and the Graduate School.

1. Click on Comments tab next to the Notes tab
2. Enter comments in the white box and click save.
3. The comments will appear in a log below and can not be deleted.
4. The most recent comment entered will appear on the initial page that loads when you click on a student's record.

Line Items | Notes | Comments | Payroll

Add → Save

Mon Apr 16 16:49:09 EDT 2007 by Pankaj Patel:
Student has informed department that she will graduate in May.

Mon Apr 16 16:50:21 EDT 2007 by Pankaj Patel:
Student will not be able to meet graduation requirements so I have included Fall tuition and fees.

D: Payroll

The payroll tab is for viewing purposes only. It is important that departments double check the payroll numbers carefully and be sure to work with the payroll representative in your department to correct any errors that have occurred or to fix any funding changes that need to occur in a timely manner. Since payroll changes take several weeks to correct at times, it is important to begin reviewing payroll data immediately and submit changes ASAP to payroll.

Fund Code	GL Account	Jul	Aug	Sep	Oct	Nov	Dec	Jan	Feb	Mar	Apr	May	Jun
1516130	601200	\$0.00	\$0.00	\$0.00	\$0.00	\$0.00	\$0.00	\$0.00	\$13,203.95	\$0.00	\$0.00	\$0.00	\$0.00
3034005	601200	\$2,640.79	\$2,640.79	\$2,640.79	\$2,640.79	\$0.00	\$-10,563.16	\$0.00	\$0.00	\$0.00	\$0.00	\$0.00	\$0.00
3912824	601200	\$0.00	\$0.00	\$0.00	\$0.00	\$0.00	\$13,203.95	\$0.00	\$-13,203.95	\$0.00	\$0.00	\$0.00	\$0.00
4410080	601200	\$0.00	\$0.00	\$0.00	\$0.00	\$2,640.79	\$0.00	\$0.00	\$0.00	\$0.00	\$0.00	\$0.00	\$0.00
4684060	601200	\$0.00	\$0.00	\$0.00	\$0.00	\$0.00	\$0.00	\$2,640.79	\$2,640.79	\$2,640.79	\$0.00	\$0.00	\$0.00

Departments also have the ability to view payroll data right below the line items entered under the "Line Items" Tab. If you were to click on the Payroll Data button located below the Line Item Totals row the application will open up the payroll data under the Line Items.

Line Items										Notes	Comments	Payroll	
Actions	Fund Code	FALL		SPRING		SUMMER	Health Ins	Stipend	Total				
		Tuition	Fees	Tuition	Fees	Fees							
Edit Delete	1686120	\$0.00	\$0.00	\$0.00	\$0.00	\$0.00	\$1,489.00	\$0.00	\$1,489.00				
Edit Delete	3981510	\$0.00	\$0.00	\$0.00	\$0.00	\$0.00	\$0.00	\$4,000.00	\$4,000.00				
Edit Delete	3982833	\$0.00	\$2,562.00	\$0.00	\$2,562.00	\$2,468.00	\$0.00	\$22,000.00	\$29,592.00				
Edit Delete	1681499	\$14,040.00	\$0.00	\$14,040.00	\$0.00	\$0.00	\$0.00	\$0.00	\$28,080.00				
Add →	<input type="text" value=""/>	<input type="text" value="0.00"/>	<input type="text" value="0.00"/>	<input type="text" value="0.00"/>	<input type="text" value="0.00"/>	<input type="text" value="0.00"/>	<input type="text" value="0.00"/>	<input type="text" value="0.00"/>	<input type="text" value="0.00"/>	<input type="button" value="Save"/>			
		<input type="checkbox"/> SISS Funded	<input type="checkbox"/> SISS Funded	<input type="checkbox"/> SISS Funded	<input type="checkbox"/> SISS Funded	<input type="checkbox"/> SISS Funded							
Note →	<input type="text"/>												
Totals		\$14,040.00	\$2,562.00	\$14,040.00	\$2,562.00	\$2,468.00	\$1,489.00	\$26,000.00					
Payroll Data ← Click on the "Payroll Data" button to display Payroll Information													
Fund Code	GL Account	Jul	Aug	Sep	Oct	Nov	Dec	Jan	Feb	Mar	Apr	May	Jun
1516130	601200	\$0.00	\$0.00	\$0.00	\$0.00	\$0.00	\$0.00	\$0.00	\$13,203.95	\$0.00	\$0.00	\$0.00	\$0.00
3034005	601200	\$2,640.79	\$2,640.79	\$2,640.79	\$2,640.79	\$0.00	\$-10,563.16	\$0.00	\$0.00	\$0.00	\$0.00	\$0.00	\$0.00
3912824	601200	\$0.00	\$0.00	\$0.00	\$0.00	\$0.00	\$13,203.95	\$0.00	\$-13,203.95	\$0.00	\$0.00	\$0.00	\$0.00
4410080	601200	\$0.00	\$0.00	\$0.00	\$0.00	\$2,640.79	\$0.00	\$0.00	\$0.00	\$0.00	\$0.00	\$0.00	\$0.00
4684060	601200	\$0.00	\$0.00	\$0.00	\$0.00	\$0.00	\$0.00	\$2,640.79	\$2,640.79	\$2,640.79	\$0.00	\$0.00	\$0.00

E: Pre-loaded student information

- Bio/Demographical student information (shown in gray) is preloaded into the system. Only Graduate School staff can edit this data. As mentioned earlier, if you have changes to the Bio/Demographical student information please send an email to gssfadmin@duke.edu.
- "Locked down" information about awards and notes
 - Grad School Notes:** These are notes entered by the GSOBF and indicate awards like JBD, Duke Endowment, University Scholars, Latin American Studies, other Graduate School fellowships, and external awards like NSF that the Graduate School administers. Departmental users are not able to edit these notes.
 - Graduate School awards:** These are student funding line items that have a "lock" symbol on the far left side of the line item. These are awards typically on Graduate School fund codes that the GSOBF manages, usually related to fellowships indicated in the Administrative Notes fields. Again, departmental users may not edit these awards. **If a student in your department has a Graduate School award (or an external award that the Graduate School manages) and the award information is not pre-loaded, please do not enter the award; instead, report this information in the space on the Comment tab (e.g., "Latin Amer Studies award - info not pre-loaded by admin").**

F: Navigating between Student Records

After you have completed any changes you would like to make on the student's record you may return to the Open List by selecting "Return to Open" in the upper center section of the screen. Alternatively, you may move to the Previous or Next student in the list by selecting "Previous" or "Next" links in the upper Left and upper Right sections of the screen. The order in which your students appear in the Previous or Next navigation will be based on how you have previously sorted the Open list. eg. If you have sorted your Open list alphabetically, moving to the "Next" student will take you to the next student in the alphabetical list.

The screenshot shows the top navigation bar with tabs for "Open (69)", "Approval Pending (0)", and "Approved (0)". There are "Search" and "Reports" buttons on the right. Below the tabs, there are navigation links: "Previous" (with an arrow pointing left and the text "Moves to prior student in the list"), "Return to Open" (with a mouse cursor over it and the text "Click on this link to take you back to the Open list of students"), and "Next" (with an arrow pointing right and the text "Moves to next student in the list"). There is also a "Submit to Grad School" button. Below the navigation is a table with student information:

Name	Allison, Jessica Kristin	Duke Unique ID	[Redacted]	Birth Date	09/09/1981
Matric Term	2004 Fall Term	Program	G-BCH	Acad Plan	G-BCH-PHD
Gender	F	Original Acad Plan	G-BCH-PHD		

G: Submitting Student Records for Approval

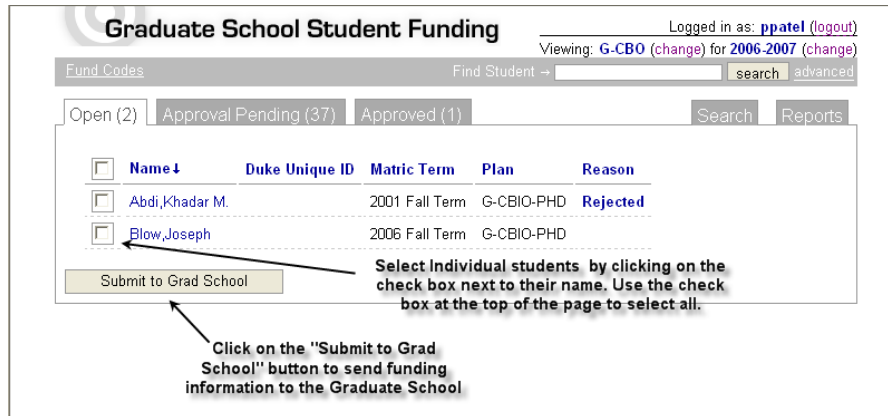
1. When you have completed your changes to the student's Line Items, Notes and Comments, return to your Open list.
2. Select individual students by clicking the check boxes next to their name or select all students in the list by clicking the box above the row.
3. Once you are satisfied with your selections, click the "Submit to Grad School" button.
4. All students selected will move to the Approval Pending
5. After the Graduate School reviews your submissions, individual records will move to the Approved tab or be returned to your Open tab with comments about any problems.

Individual record submission

The screenshot shows the top navigation bar with tabs for "Open (69)", "Approval Pending (0)", and "Approved (0)". There are "Search" and "Reports" buttons on the right. Below the tabs, there are navigation links: "Previous", "Return to Open", and "Next". There is also a "Submit to Grad School" button. Below the navigation is a table with student information:

Name	Allison, Jessica Kristin	Duke Unique ID	[Redacted]	Birth Date	09/09/1981
Matric Term	2004 Fall Term	Program	G-BCH	Acad Plan	G-BCH-PHD
Gender	F	Original Acad Plan	G-BCH-PHD		

Submitting multiple records at once



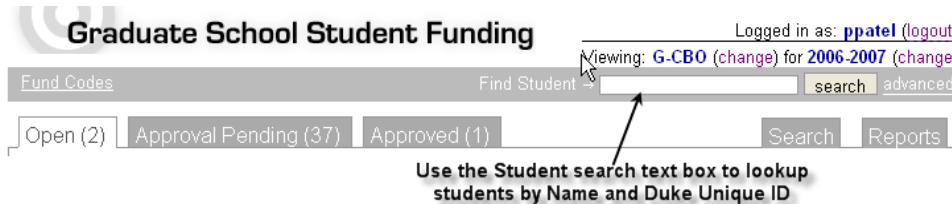
Tips

- Check the totals for the students to ensure they make sense...
- Contact us for unlisted student
- Contact us if a student is anticipated to withdraw or not return for fall
- Graduate School and external awards entered and managed by the graduate school will appear as Line items and Notes in the student's record which you will not be able to edit.

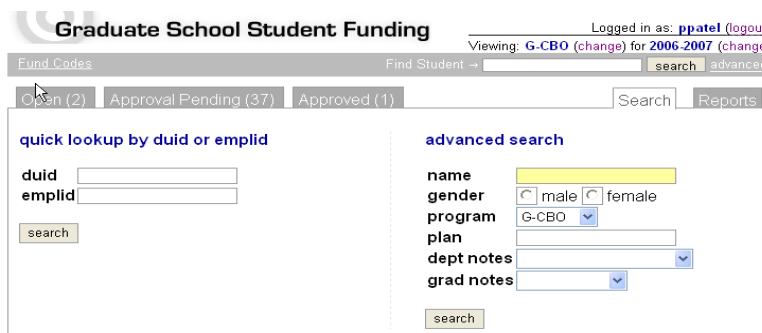
*****Searching for a Student**

You may either select the student from a list on one of the 3 tabs; Open, Draft or Approved or you may search for that specific student in the "Find Student" field. If you enter part of the student's name or their Duke Unique ID number into the Find Student field and click "****search?", a list of all matches to your query will return and you can select the student you need from that list. You can also use a more detailed search provided under the "Search" Tab located to the left of the reports tab.

General Search



Detailed Search



Moving a Student From Approved/Approval Pending to Open

You can move records back to Open from Approved and Approval Pending using one of two methods. If you have a group of records that you would like to move back to open, it is suggested that you use the Mark for Revision action located at the bottom of the Approved or Approval Pending tab. If you would like to move individual records one at a time use the Mark for Revision trigger located in the students record.

Moving a group of records to the Open State

Once in the Approved or Approval Pending tab, select the students you would like to move back to open using the check boxes that are provided next to each name. After making your selections click on the Mark for Revision button, at the bottom of the page. This action will automatically move the individuals you have selected to Open.

Graduate School Student Funding Logged in as:

User Admin Fund Codes Add Student Find Student →

Open (0) Approval Pending (0) **Approved (5)**

<input type="checkbox"/>	Name ↓	Duke Unique ID	Matric Term	Plan	Reason
<input type="checkbox"/>			2006 Fall Term	G-NUR-PHD	Approved
<input type="checkbox"/>			2006 Fall Term	G-NUR-PHD	Approved
<input checked="" type="checkbox"/>			2006 Fall Term	G-NUR-PHD	Approved
<input checked="" type="checkbox"/>			2006 Fall Term	G-NUR-PHD	Approved
<input checked="" type="checkbox"/>			2006 Fall Term	G-NUR-PHD	Approved

Mark for Revision ←

The student records you have chosen will now have “Needs Revision” as their reason in the Open tab.

Graduate School Student Funding Logged in as:

User Admin Fund Codes Add Student Find Student →

Open (3) Approval Pending (0) Approved (2)

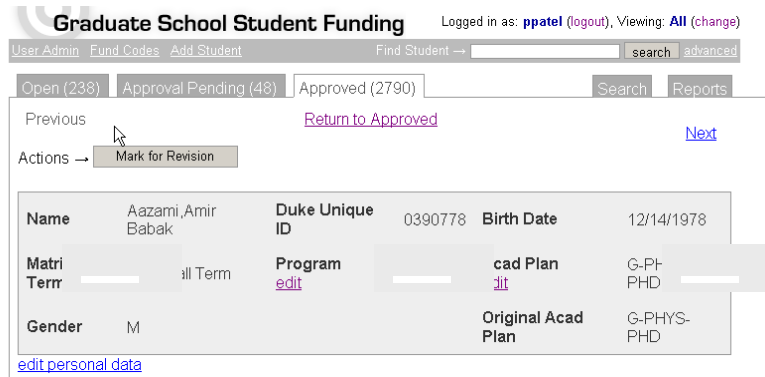
<input type="checkbox"/>	Name ↓	Duke Unique ID	Matric Term	Plan	Reason
<input type="checkbox"/>			2006 Fall Term	G-NUR-PHD	Needs Revision
<input type="checkbox"/>			2006 Fall Term	G-NUR-PHD	Needs Revision
<input type="checkbox"/>			2006 Fall Term	G-NUR-PHD	Needs Revision

Submit to Grad School

Moving a single record to the Open State

From the Approved or Approval Pending tab, click on the name of a student in order to open their record. Once you have accessed their record there will be a "Mark for Revision" button available at the top of the page. Click on the button to move that specific student to the Open tab. This student's record will now have Need Revision as their reason in the Open tab.

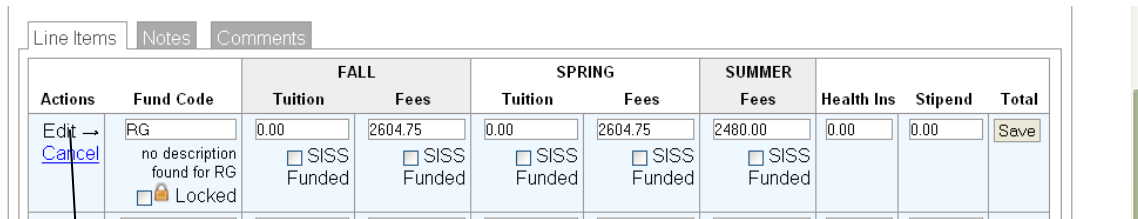
Here you can see the Mark for Revision button, next to the word Actions.



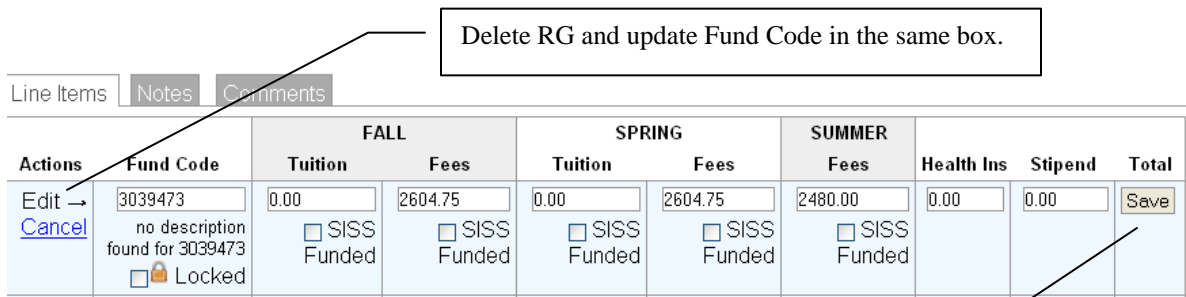
Updating Fund Codes

Step 1: Mark Student For Revision in order to send the student's file to Open in order to update fund codes.

Step 2. Click Edit



Step 3: Enter Fund Code and Save.



Step 4: Submit to the Graduate School for Review.




Need Help? Email: gssfadmin@duke.edu

Revision Date: 04/13/2009

Available Reports

Student Funding Report




Student Funding Report

Program

Status

The Student Funding Report gives a summary of what has been entered into the web application for a chosen program. The students are grouped according to matric term. In addition to choosing a program, the user can choose to view only students in “open” , “approval pending”, “approved”, or “Any” which will display all three. Once the report is run, each student record lists a summary of all fund codes entered, the amounts entered in total for tuition, fees, health insurance and stipend, and the notes entered for that student. This report is useful to quickly review the funding for all students in a department.

Line Items for Students



Line Items for Students

Program

Status

Download to Excel?

Sort Order

The Line Items for Students report is a summary report which can be downloaded to excel. In this report, the same information as the student funding report is provided, but in a different format. This report is useful to quickly sort by different columns to double check payments on fund codes or see similar notes. The program, status, and sort order must be chosen to generate this report. If the user does NOT want to download to excel, but to view the information in the web browser only, the excel checkbox must be unchecked.

Report by Fund Code

Report by Fund Code

Program

Status

The Report by Fund Code returns a list of all student funding, in a selected program, sorted by fund code. The program and status must be selected to run this report. The view is a sorted list by fund code, with every student in the chosen department who has been paid on that fund code. Total amounts entered are provided for each fund code. This report is useful to monitor the departments budget and to quickly glance at the total amount spent on any single fund code.

Student Payroll Report

Students Payroll Report

Program

Status

The Student Payroll report will return all students in a selected program, paid on the compensatory and/or non-compensatory payroll. The view is a month by month account of what the actual payments are by fund code. Users have a choice of sorting the information by last name, or by matric term. This report is useful to check the actual payroll activity of students in a chosen department and to compare to the student funding report to double check the entries.

Payroll Data by Fund Code Report

Payroll Data by Fund Code and GL

Program

The Payroll Data by Fund Code report will return all fund codes from the payroll records, in a selected program, and display the students (within the selected program) who have been paid on those fund codes. The view is a month by month account of what the actual payments are by fund code. This report is useful to check the total number of students paid on a specific fund code.

Health Insurance Report

Health Insurance Report

Program

Status

Download to Excel?

The Health Insurance Report, while currently not working properly, is intended to display all students with a line item in the health insurance column.